



SKYLINE 2014

New for 2014 the sensational **Skyline** is instantly recognisable; from the modern linear styling of the windows to the innovative layout, it represents a true evolution in holiday home design.

Through flexible modularity the lounge can be reconfigured to suit your personal requirements, from the innovative interlocking sofa sections to the interchangeable TV unit/coffee table, the Skyline represents a leap forward in holiday home design.

Configuration is the key to this modern apartment style model. With options including a secluded lounge, Outlook French doors, exterior cladding choices and integrated appliances, there is even the chance to specify a bath in both the two and three bedroom versions.

The kitchen benefits from 'soft-touch' cupboard doors in contrasting colours and a useful utility cupboard that contains adjustable shelves to

accommodate outdoor coats and shoes, as well as pantry storage.

A bright side hallway, featuring a console table, leads to spacious bedrooms and a centrally located family shower room that is bathed in natural light channelled in through an innovative ceiling solar tube.

The main bedroom of the two bedroom model is a prominent feature of the range, with plush fabrics, kingsize bed and a bay window combining to tantalise the senses and provide the perfect sanctuary.

With a high level of sophistication and outstanding design throughout, the Skyline has a unique style that leaves a lasting impression.



Lamp, TV and DVD player not included
Wall art optional extra



Lamp, TV and DVD player not included

Option 1 - TV on wall



TV and DVD player not included

Option 2 - Pull out TV stand



TV and DVD player not included

Option 3 - Unit combined with coffee table



Optional pouffe

Unless otherwise stated all Skyline photography is of the 38 x 12' 6" 2 bedroom model



Alternative modular seating arrangement
TV and DVD player not included
Wall art optional extra






Kettle and toaster not included



TV not included

Bedding optional extra



Bedding optional extra

Freestanding wardrobe and integrated headboards allow second bedroom to be reconfigured



Family shower room



Family shower room

SKYLINE

Features

Exterior/Structure

- Energy efficient white PVCu double glazed windows and doors
- Aluminium cladding
- Fully galvanised chassis
- Steel pantile roof sheets
- Moulded GRP front bargeboard
- Underfloor insulation and lagged water pipes
- PVCu gutters and fall-pipes

Interior Features

- Gas central heating system featuring high efficiency condensing combi boiler
- Voile curtains to lounge and bedrooms
- Vaulted ceilings throughout
- Energy efficient lighting
- Minimum 7ft internal wall height
- Large mirror and console table to hallway
- Roman blind to hallway window

Lounge

- Large contemporary corner windows
- Interchangeable modular seating with fold-out occasional sofa bed and reversible scatter cushions
- Flame effect electric fire with coloured ambient lighting
- Modular TV cabinet and coffee table
- Wall mirror

Kitchen

- Two-tone contrasting cupboard doors
- Integrated 70/30 fridge-freezer
- Double cavity gas oven/grill with stainless steel splashback
- Integrated microwave
- Externally vented stainless steel extractor fan
- 1½ bowl linen finish stainless steel sink
- Laminate style vinyl flooring

Dining Area

- Freestanding dining table
- Fully upholstered dining chairs and bench stool (two additional cube stools supplied in three bedroom model)

Main Bedroom

- Kingsize bed with lift-up storage system (two bedroom model)
- Double bed with lift-up storage system (three bedroom model)
- Padded headboard
- En-suite WC
- Dressing table and stool (two bedroom model)
- TV point linked to aerial booster

Twin Bedroom(s)

- Space-saving fold-under bed (one set supplied in three bed model)
- Single beds with plush headboards attached (second bedroom)
- TV point(s) linked to aerial booster

Family Bathroom/Shower Room

- One piece fibreglass shower enclosure with thermostat controlled shower
- Vanity unit with inset wash basin
- Alcove shelving unit (not available in bath option)
- Laminate style vinyl flooring
- Solar tube for additional lighting

Regularly Specified Options

- Secluded lounge layout
- Outlook French doors
- Single side aspect lounge door
- Deluxe Pack including seat module, pouffe and additional cushion
- One piece fibreglass bath unit inset with genuine ceramic tiles including thermostat controlled shower over
- Built-in washer/dryer or dishwasher
- Built-in slimline dishwasher
- Integrated MP3 sound system
- Exterior cladding – natural timber, Canexel® and vinyl options
- 'Environmental Green' exterior and window frames
- Bedding pack (see page 58)
- Residential Specification (BS 3632 see page 60)



Standard window configuration



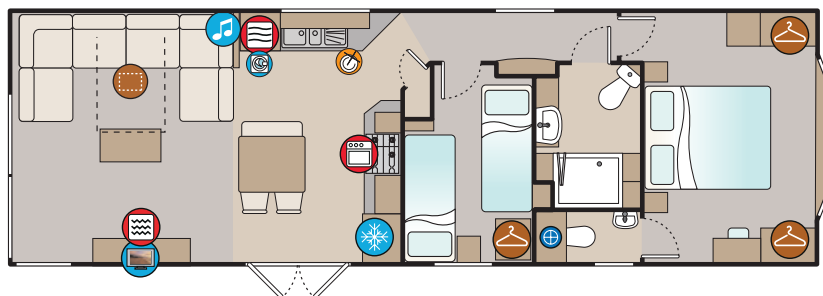
1 Standard window configuration with optional single side door illustrated in Canexel® and rigid vinyl combination cladding



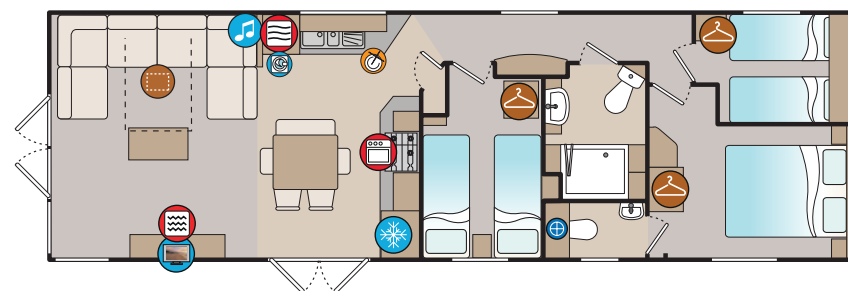
2 Optional Outlook French doors

Icon Key

- | | | | | |
|-----------|----------------|--------------------------------------|------------------|---------------------------|
| TV Space | Fold-out Bed | Integrated MP3 Sound System (option) | Electric Fire | Cooker |
| Microwave | Fridge-Freezer | Washer/dryer Space | Dishwasher Space | Slimline Dishwasher Space |
| Wardrobe | Boiler | | | |

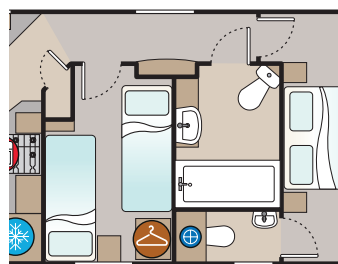


39 x 12' 6" 2 bedroom sleeps 6



39 x 12' 6" 3 bedroom sleeps 8

Illustrated with optional Outlook French doors available on both models



Illustrated with optional bath in place of shower, available on both models

